



ಬೃಹತ್ ಬೆಂಗಳೂರು ಮಹಾನಗರ ಪಾಲಿಕೆ  
Bruhat Bengaluru Mahanagara Palike



# BBMP COVID-19 WAR ROOM 29.04.2023

BBMP / COVID-19 WAR ROOM / BULLETIN – 1132/ 29.04.2023 / #BBMPfightsCOVID19



# OVERVIEW OF COVID-19 IN BENGALURU

**CASE TRENDS** ACTIVE CASES **930**

Confirmed Cases

**107**

18,85,536<sup>#</sup>

Recovered Cases

**147**

18,67,609<sup>#</sup>

Death Cases

**0**

16,997<sup>#</sup>



**HOSPITALIZATION**

**51**

ICU – V

-

ICU

**13**

HDU

-

General

**38**

INCLUDES GOVT. QUOTA AND PRIVATE WALK-IN HOSPITALIZATION



**VACCINATION**

**12**

2,07,00,297<sup>#</sup>

First Dose

**7**

96,89,775<sup>#</sup>

Second Dose

**2**

95,11,518<sup>#</sup>

Precaution Dose

**3**

14,99,004<sup>#</sup>



**TRIAGING**

MTU

**5**

Tele Triage

**98**



**ACTIVE CZs**

**0**

MCZs (< 5 cases)

**0**

Clusters (> 5 cases)

**0**



**TESTING**

**5,733**

3,23,29,416<sup>#</sup>

RAT

**2,404**

RTPCR

**3,329**

Positivity :3.79%

\*FOR LAST 7 DAYS

# : indicates cumulative numbers till date



# ABSTRACT OF COVID-19 SCENARIO IN BENGALURU


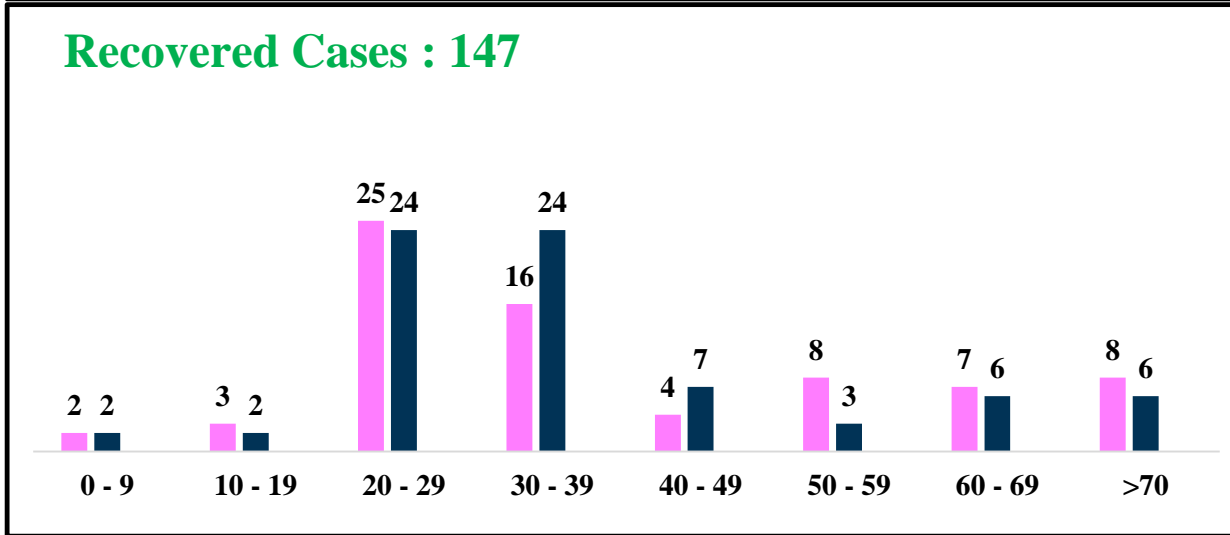
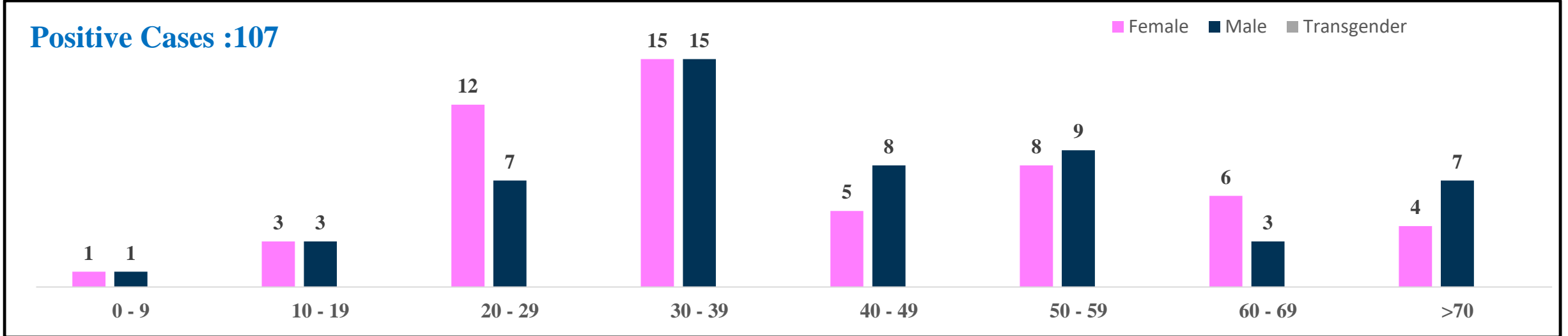


	MALE			FEMALE			TRANSGENDER			TOTAL		
	Last 24 Hours	Last 7 Days	Cumulative	Last 24 Hours	Last 7 Days	Cumulative	Last 24 Hours	Last 7 Days	Cumulative	Last 24 Hours	Last 7 Days	Cumulative
<b>Positive Cases</b>	53	601	11,11,330	54	605	7,74,010	0	0	196	107	1,206	18,85,536
<b>Recovered Cases</b>	74	859	10,98,540	73	790	7,67,939	0	0	187	147	1,649	18,67,609
<b>Death Cases</b>	0	0	10,766	0	0	6,227	0	0	4	0	0	16,997
<b>Total Tests Done</b>	<b>In Last 24 hrs. : 5,733</b>			<b>In last 7 days : 31,834</b>			<b>Cumulative : 3,23,29,416</b>					
<b>Vaccine Doses Administered</b>	<b>In Last 24 hrs. : 12</b>			<b>In last 7 days : 120</b>			<b>Cumulative : 2,07,00,297</b>					
<b>ACTIVE CASES</b>									<b>930</b>			

\*Covid deaths occurred today : 00 | Covid deaths occurred beyond last 24hrs., reported today : 00



# LAST 24 HOURS AGE GROUP AND GENDER WISE DISTRIBUTION

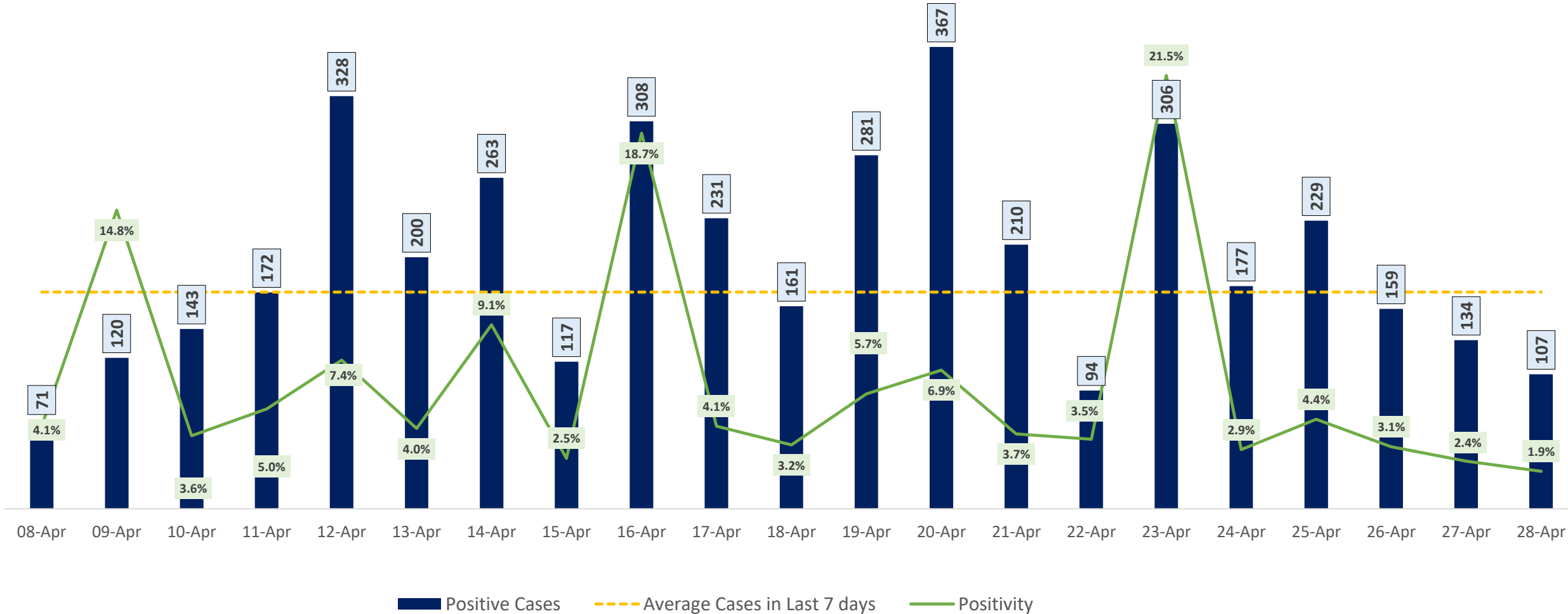




# POSITIVITY RATE OF BENGALURU – LAST 21 DAYS



Average Cases in Last 7 days : 172

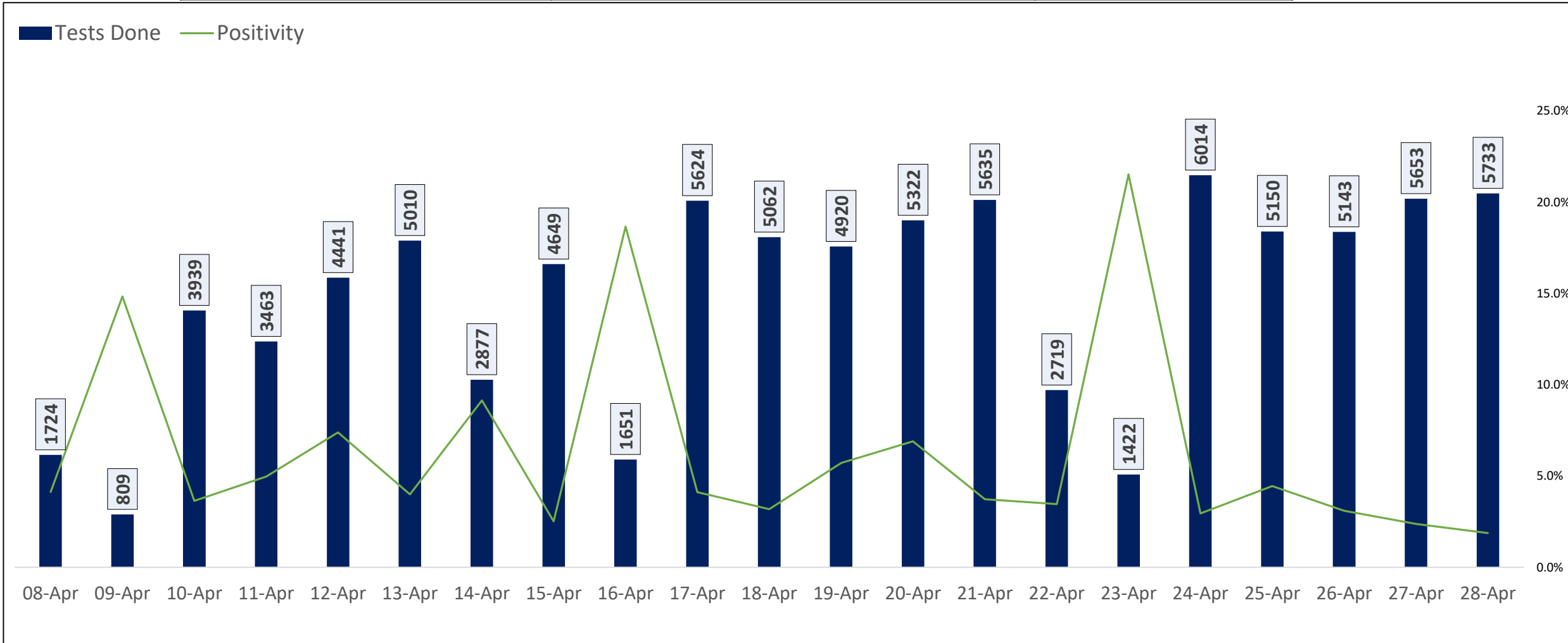




# TESTING TRENDS IN BENGALURU



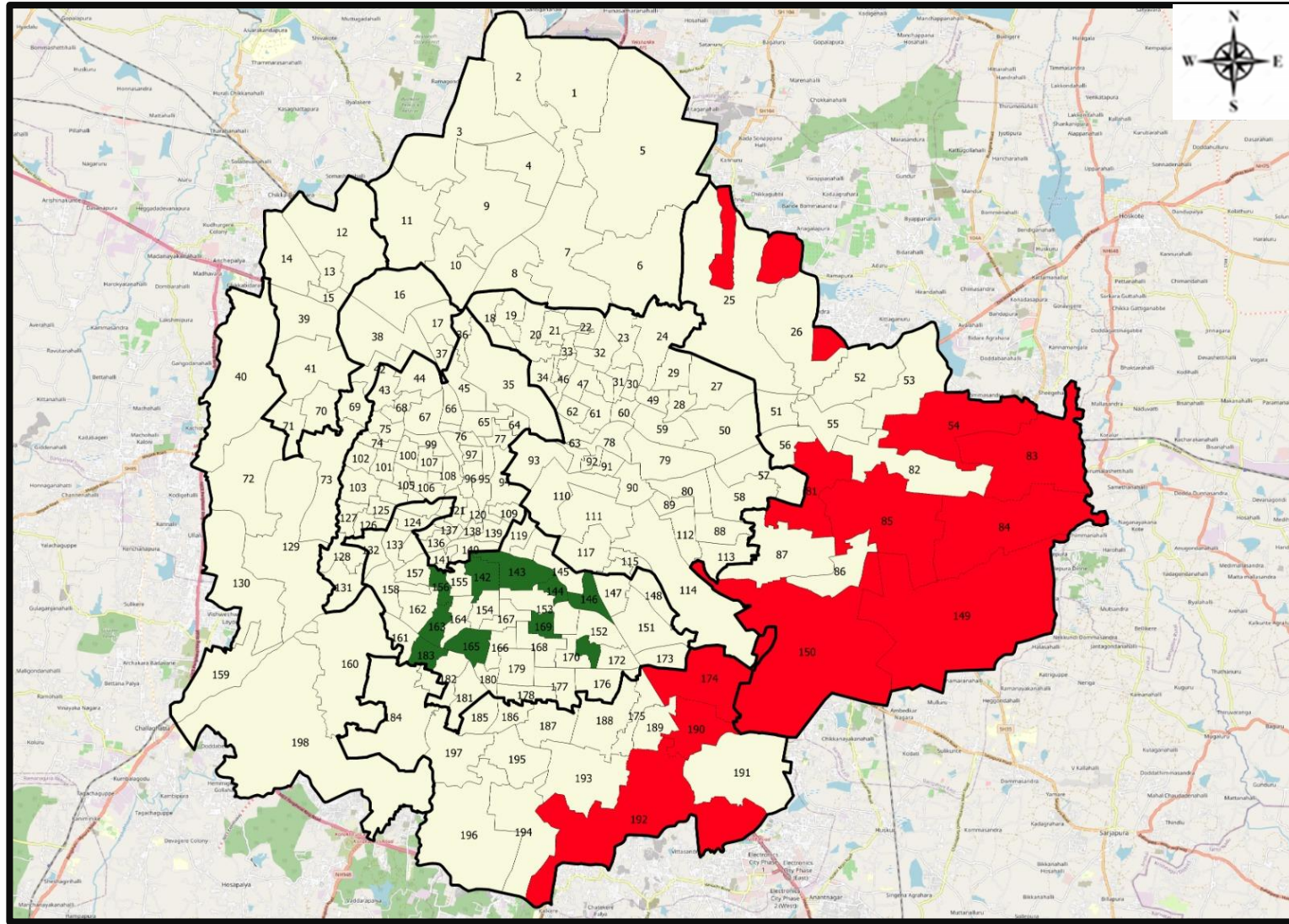
Total Test Conducted Till Date	Test Conducted Last 24 hours	Last 7 Days Average
3,23,29,416	5,733	4,548







# BENGALURU URBAN MAP SHOWING TREND OF POSITIVE CASES IN LAST 7 DAYS



### Top 10 wards reporting highest number of positive cases in last 10 days

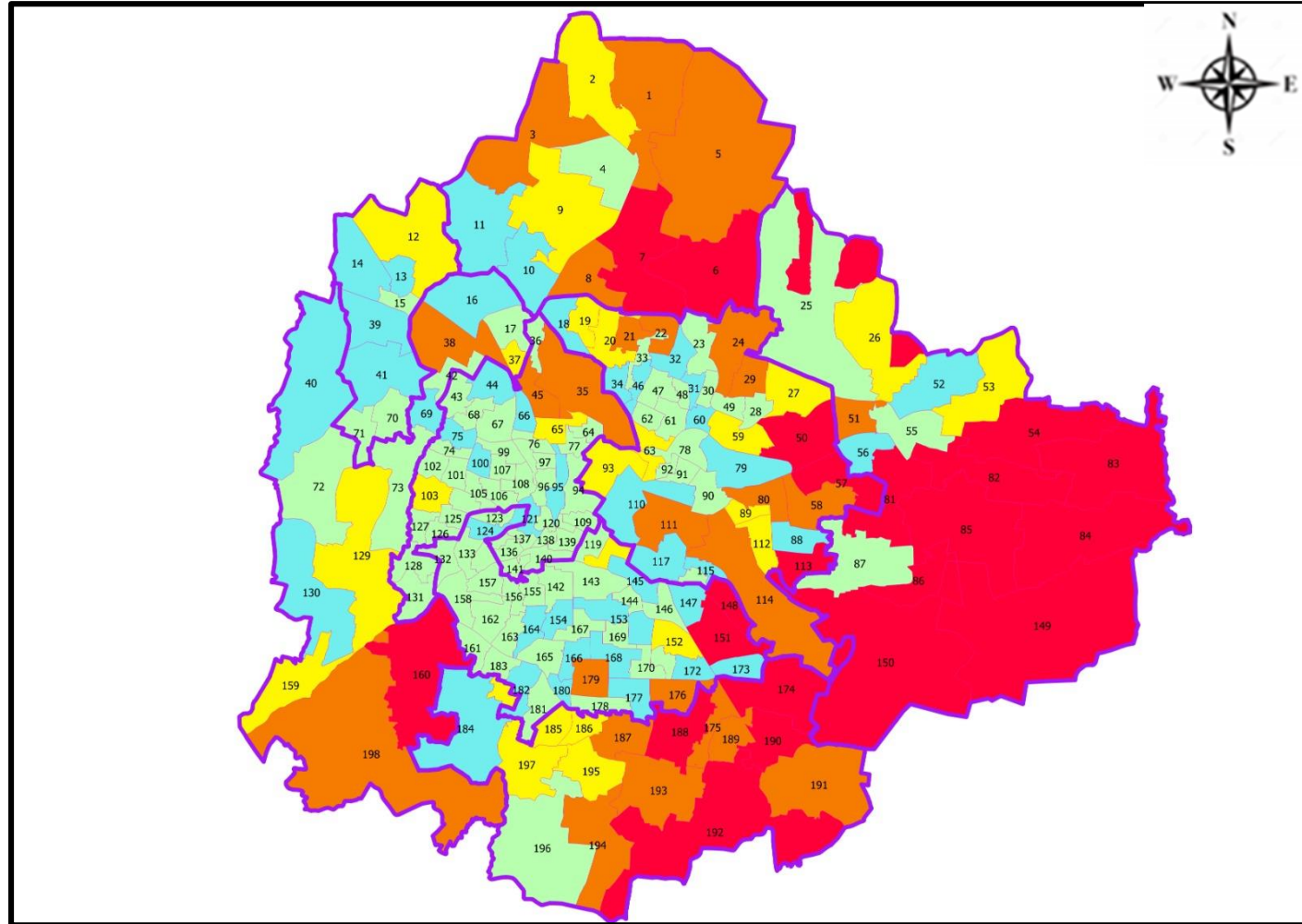
Ward No.	Ward Name	Daily Cases Average
150	Bellanduru	9
85	Dodda Nekkundi	6
174	HSR Layout	6
83	Kadugodi	5
149	Varthuru	5
54	Hudi	4
84	Hagadur	3
81	Vijnana Nagar	3
190	Mangammanapalya	3
192	Begur	3







### Top 10 wards reporting least number of positive cases in last 7 days

Ward No.	Ward Name	Daily Cases Average
183	Chikkalsandra	0
171	Gurappanapalya	0
169	Byrasandra	0
165	Ganesh Mandiara Ward	0
163	Katriguppe	0
156	Srinagara	0
146	Lakkasandra	0
144	Siddapura	0
143	Vishveshwara Puram	0
142	Sunkenahalli	0



# BENGALURU MAP SHOWING INTENSITY OF POSITIVE CASES IN LAST 7 DAYS



-  Level 1 : 0 to 1 Cases
-  Level 2 : 1 to 3 Cases
-  Level 3 : 3 to 5 Cases
-  Level 4 : 5 to 10 Cases
-  Level 5 : More than 10 Cases
-  Zone Boundaries

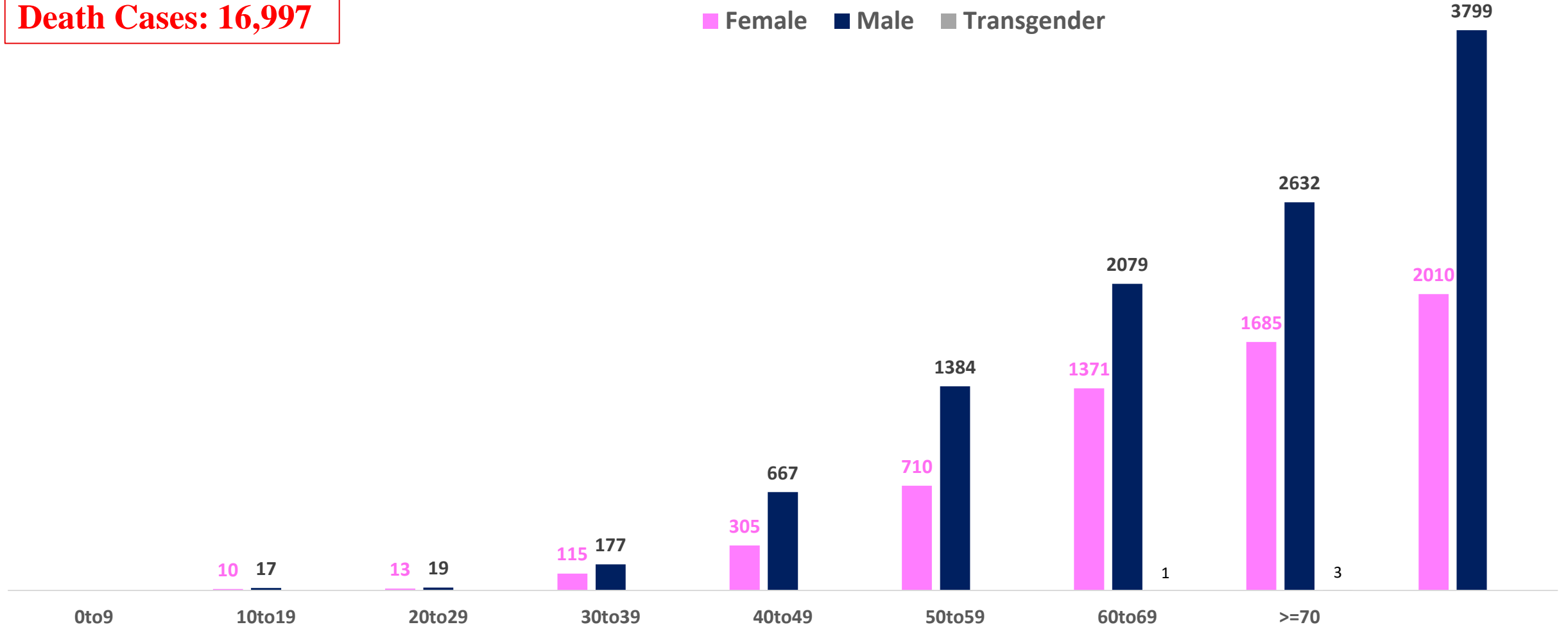




# AGE AND GENDER WISE DISTRIBUTION OF DEATH CASES



**Death Cases: 16,997**





# SNAPSHOT OF COVID-19 CASES IN BENGALURU URBAN



**Total Wards With  
< = 15 Cases\* :  
186**

**Tests Conducted  
on 28.04.2023:  
5,733**

**Recovery  
Rate\*:  
99.05%**

**Total  
Active Cases :  
930**

**Total Vaccinated  
on 28.04.2023:  
12**

**Positivity  
Rate\* :  
3.79%**

**Active  
Rate\*:  
0.05%**

**Case  
Fatality Rate\* :  
0.08%**





\*Total positive cases In the past 7 days

\*CFR and positivity is for Past 7 days



ಬೃಹತ್ ಬೆಂಗಳೂರು ಮಹಾನಗರ ಪಾಲಿಕೆ  
Bruhat Bengaluru Mahanagara Palike



<b>Download BBMP Bulletin</b>	<a href="https://apps.bbmpgov.in/covid19/mediabulletin.php">https://apps.bbmpgov.in/covid19/mediabulletin.php</a>
<b>To register for vaccination :</b>	<a href="https://selfregistration.cowin.gov.in/">https://selfregistration.cowin.gov.in/</a>
<b>BBMP COVID19 Dashboard:</b>	<a href="https://apps.bbmpgov.in/covid19/">https://apps.bbmpgov.in/covid19/</a>
<b>Follow us on:</b>	 <a href="http://www.facebook.com/bbmp.comm1/">www.facebook.com/bbmp.comm1/</a>
	 <a href="https://twitter.com/BBMPCOMM">twitter.com/BBMPCOMM</a>
	  <a href="https://www.instagram.com/BBMPSplHealth">BBMPSplHealth</a>

Issued by:

Honorable Chief Commissioner, BBMP  
Special Commissioner Health, BBMP  
MD, Bengaluru Smart City Limited

**THANK YOU !**

